



CARE AND KEEPING OF TREES

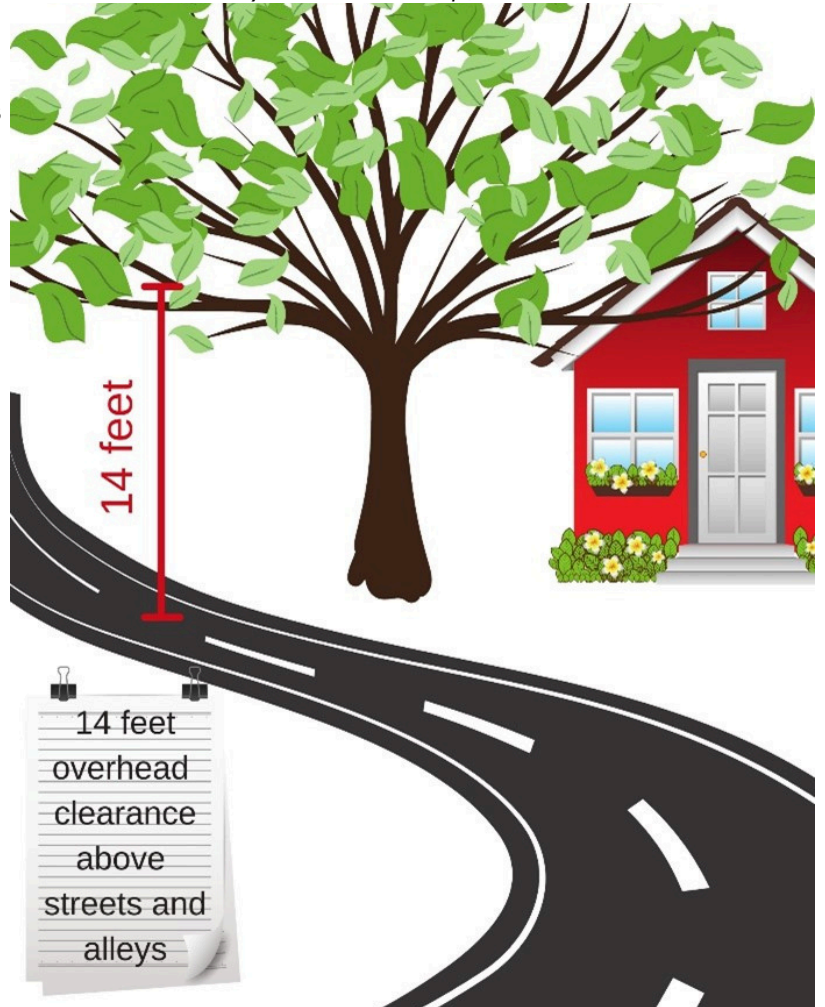
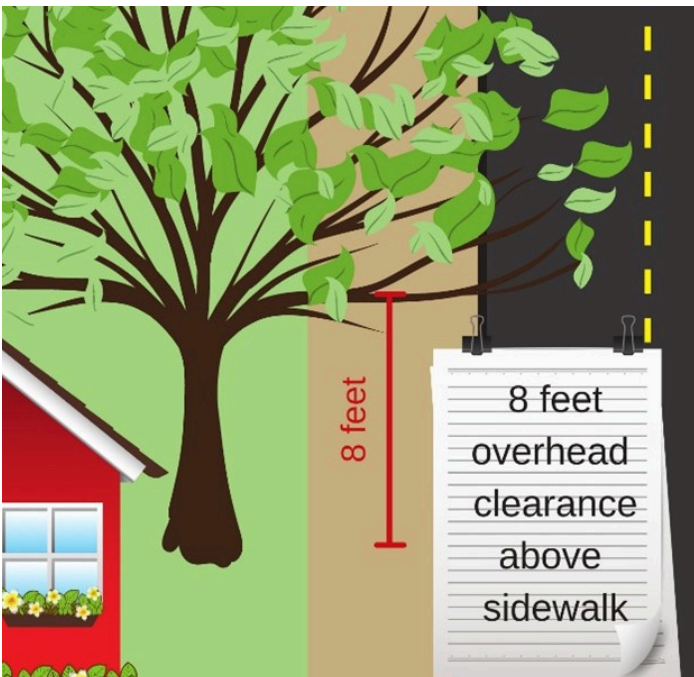
Did you know the Town of Rocky Mountain House has a Tree Bylaw? The purpose of Bylaw 2012/04V is to protect and maintain public trees and outline property-owner responsibilities for private trees and shrubbery. Visit www.rockymthouse.com/p/tree-health to learn more

Overhead clearance and sightlines

Trees or shrubs growing on private property and next to Town boulevards, sidewalks, curbs or lanes must be properly trimmed.

Branches projecting over a sidewalk must be at least 8 feet high.

Branches projecting over a roadway or lane must be at least 14 feet high. These height restrictions allow for safe and adequate passage of large vehicles. It is also your responsibility to prune any trees or shrubs on your property interfering with the line of sight of any street signs.



PLEASE NOTE: Minor overhang infringements may be pruned by Town staff in the course of their regular duties.

Turn over for pruning tips and special considerations.




PROPER PRUNING TECHNIQUES



Use hand pruners or pruning shears to cut small branches close to the main stem.

Use the three-step method for larger branches

- 1 Make a partial cut from the underside of the branch.
- 2 Make a full cut outside of the partial cut to remove most of the branch.
- 3 Make a final full cut close to the main trunk.



STOP DED

Dutch Elm Disease

There is a provincial elm pruning ban between April 1 and Sept. 30 each year.

Elm trees are best pruned in late fall or early spring to prevent the spread of Dutch Elm Disease.

Visit www.stopded.org to learn more about identifying, treating and preventing Dutch Elm Disease.

WHAT IS BLACK KNOT?

Apiosporina morbosa

Visit www.rockymthouse.com/p/tree-health to learn more

Black knot is an airborne fungus affecting primarily plants in the Prunus and Rose families. Early detection and sterile pruning is the most effective way of dealing with Black Knot.

Black Knot is highly contagious. Infected cuttings can continue to produce spores for up to 4 months. Thoroughly burn infected wood, or double bag it and place it in your black bin.

Do NOT place black knot-infected cuttings in your green curbside organics cart or in the yard waste pile at the Eco Centre.

Black knot prunings require special handling. Please refer to the Black Knot information bulletin (available on our website or at the Town Office) for more details.